




# STERG

SOLAR THERMAL ENERGY  
RESEARCH GROUP



# Design Process and Optimization of Helically Twisted Tapes as a Suitable Insert for Heat Transfer Enhancement in Solar Receiver Tubes

---

Ziyauddin Panchbhaya  
Supervisor: Dr JE Hoffmann

# Introduction



- Air as a HTF for a Brayton cycle.
- Advantages
  - Free and readily available
  - Environmentally friendly
- Disadvantages
  - Unfavourable heat transfer characteristics
- Passively enhance heat transfer with minimal pressure drop
- Use of twisted tapes

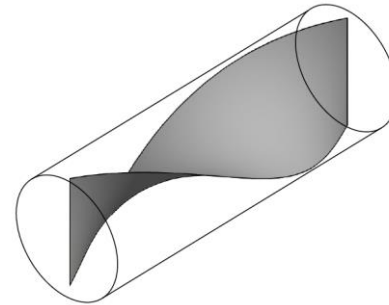
# Twisted tapes



- Use of twisted tapes to break up thermal boundary layer and enhance heat transfer
- Pressure drop as a consequence
- Maximize thermal enhancement factor

$$\eta = \frac{\frac{Nu_e}{Nu_p}}{\left(\frac{f_e}{f_p}\right)^{1/3}}$$

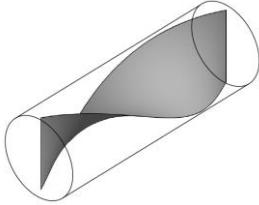
- Advantages
  - Cheap
  - Ease of fabrication
  - Simple insert
  - Reliable



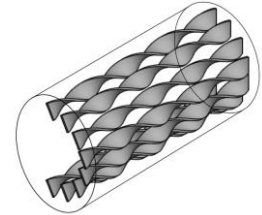
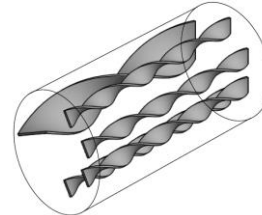
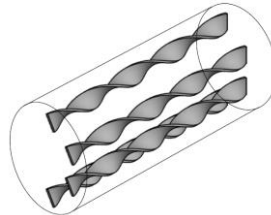
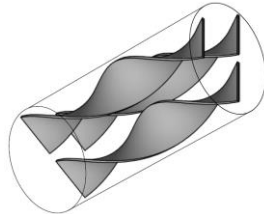
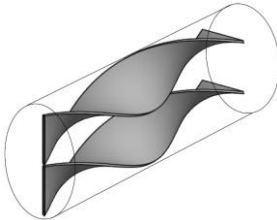
# Twisted tapes



- Simple twisted tape



- Various combinations of twisted tapes simulated on FLUENT

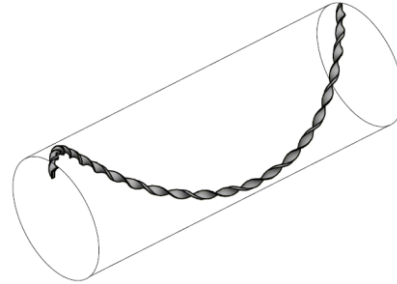


- Very high pressure drop due to a large surface area

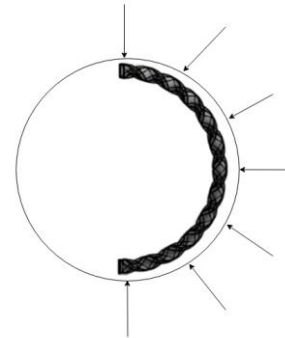
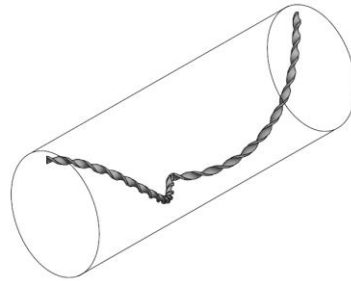
# Helically twisted tapes (HTT)



- Very thin twisted tape wound in a coil form



- Modify HTT to be in the region of applied heat flux



# CFD



- Menters SST  $k - \omega$  model
- Simulation performed at  $Re = 20000$
- Incompressible air with constant thermodynamic properties
- $T_{in} = 300K$
- $q = 10000 \frac{W}{m^2}$  on one side of tube

# Optimization



- Design vector:  $\mathbf{x} = \{P, H, W, y, D, \delta\}^T$
- Maximization problem:  $\max \eta(\mathbf{x}) = -\min \eta(\mathbf{x})$
- Subject to constraints:
  - $g_1(\mathbf{x}) = -\frac{P}{H} + 0.75 \leq 0$
  - $g_2(\mathbf{x}) = -\frac{W}{y} + 0.75 \leq 0$
  - $g_3(\mathbf{x}) = -\frac{y}{\delta} + 4 \leq 0$
  - $g_4(\mathbf{x}) = -D + H + 2t \leq 0$
  - $g_5(\mathbf{x}) = -P \leq 0$
  - $g_6(\mathbf{x}) = -H \leq 0$
  - $g_7(\mathbf{x}) = -W \leq 0$
- For
  - $12 \text{ mm} \leq D \leq 60 \text{ mm}$
  - $0.4 \text{ mm} \leq \delta \leq 1.5 \text{ mm}$
  - $y \geq 3 \text{ mm}$



# Optimization



- Algorithm: Spherical Quadratic Steepest Descent (SQSD) method

$$- \mathbf{x}_{k+1} = \mathbf{x}_k - \frac{\nabla f(\mathbf{x}_k)}{C_k}$$

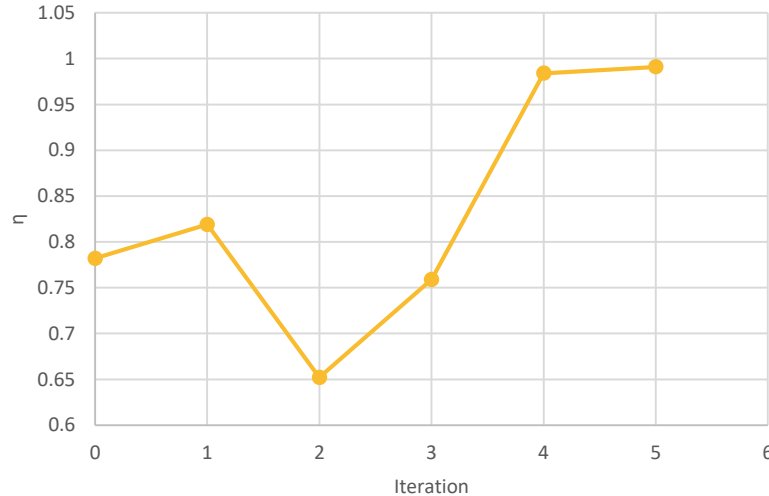
$$- C_k = \frac{2[f(\mathbf{x}_{k-1}) - f(\mathbf{x}_k) - \nabla^T f(\mathbf{x}_k)\{\mathbf{x}_{k-1} - \mathbf{x}_k\}]}{\|\mathbf{x}_{k-1} - \mathbf{x}_k\|^2}$$

- Penalty function is used to convert a constrained optimization problem to an unconstrained optimization problem
  - Penalty parameter:  $\mu = 1000$
- Initial design vector
  - $\mathbf{x}_0 = (P_0, H_0, W_0, y_0, D_0, \delta_0) = (76 \text{ mm}, 38 \text{ mm}, 12 \text{ mm}, 3 \text{ mm}, 40 \text{ mm}, 0.5 \text{ mm})$
- Convergence criteria:  $|\eta_k - \eta_{k-1}| \leq 1\%$

# Optimization



- Five iterations to converge



| Iteration | $\eta$ |
|-----------|--------|
| 0         | 0,782  |
| 1         | 0,819  |
| 2         | 0,652  |
| 3         | 0,759  |
| 4         | 0,984  |
| 5         | 0,991  |

- Final design vector:

–  $x_5 = (P_5, H_5, W_5, \gamma_5, D_5, \delta_5) = (360 \text{ mm}, 58 \text{ mm}, 54 \text{ mm}, 3 \text{ mm}, 60 \text{ mm}, 0.4 \text{ mm})$

# Conclusion



- Obtained a good efficiency factor
- Current work:
  - Perform on a range of Reynolds numbers
  - Compressible flow with temperature dependent properties at elevated temperatures and pressure
  - Apply a variable heat flux:  $q(y) = q_{max} \cos\left(\frac{\pi}{2} \frac{y}{r_{max}}\right)$

# Thank you

---

## ACKNOWLEDGEMENTS:

Dr JE Hoffmann

## CONTACT DETAILS:

**Ziyauddin Panchbhaya**  
Solar Thermal Energy Research  
Group (STERG)  
Stellenbosch University  
South Africa

**STERG@sun.ac.za**  
**+27 (0)21 808 4016**

**visit us: [concentrating.sun.ac.za](http://concentrating.sun.ac.za)**